



MUNICIPAL
PROPERTY
ASSESSMENT
CORPORATION



Guide: MPAC's Online Portal to Direct School Support

Guide: MPAC's Online Portal to Direct School Support

As part of its modernization efforts to enhance operational efficiency, MPAC is improving the school support information collection process.

To support the information collection process, MPAC has launched an online portal to allow property owners or tenants registered with MPAC to designate their school support on the online portal.

Individuals can still change their school support via the traditional method of using the Application for Direction of School Support (ADSS) Forms.

More information about changing school support can be found at this link: mpac.ca/en/MakingChangesUpdates/ChangingYourSchoolSupport

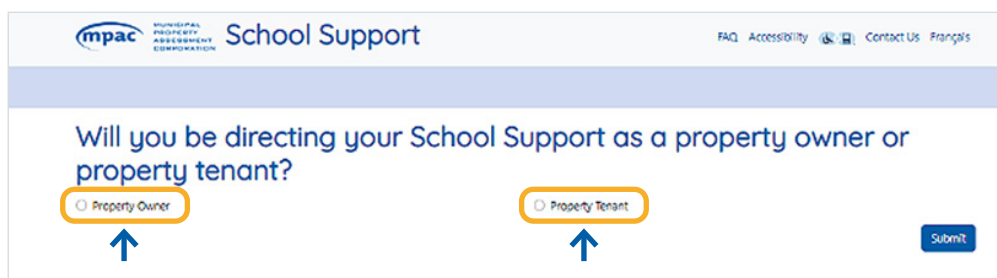
The following guide provides instructions that will lead you through the steps required to aid a property owner or tenant through the school support online portal.

Overview

A property owner or tenant registered with MPAC can update their school support designation online through mpac.ca. The online portal is a substitute for the Application to Direct School Support form that the school boards use during registration.

Step 1: From the mpac.ca homepage, navigate to the **school support** page and click on the school support online portal.

Step 2: From the online portal home page, select your status as either a **Property Owner** or **Property Tenant**.



[Instructions for Property Owners](#)

[Instructions for Tenants](#)

If you are a Property Owner...

Step 3: Select **“Property Owner”** on the School Support Homepage. You will be directed to **AboutMyProperty** to verify you are a property owner. Click on the AboutMyProperty link.

The screenshot shows the 'School Support' homepage. At the top left is the MPAC logo and 'MUNICIPAL PROPERTY ASSESSMENT CORPORATION'. To the right is 'School Support' and navigation links for 'FAQ', 'Accessibility', 'Contact Us', and 'Français'. The main heading asks, 'Will you be directing your School Support as a property owner or property tenant?'. There are two radio buttons: 'Property Owner' (selected) and 'Property Tenant'. A blue arrow points down to a text box that says: 'Please use your existing AboutMyProperty™ account to log on and validate you as a property owner. After you log into AboutMyProperty™, click on “View My Property Details” and then click on the “My School Support” tab to access the app.' A 'Submit' button is on the right.

Step 4: Sign into **AboutMyProperty**. If you do not know your roll number or need help as a new user, you can contact MPAC’s Customer Contact Centre Toll Free **1 866 296-6722** or TTY **1 877 889-6722**.

The screenshot shows the 'Welcome to AboutMyProperty™' registration page for a new user. It has tabs for 'NEW USER' and 'REGISTERED USER'. The 'NEW USER' tab is active. The text says: 'Register for an account on the newly enhanced AboutMyProperty to learn more about how your property was assessed, view the information we have on file, compare your property to others in your neighbourhood or file a Request for Reconsideration.' A note states: 'Note: All property owners will need to register for an account using the roll number and access key found on their most recent property assessment notice. You can also re-register using your existing login credentials and you will be prompted to update your account information and password.' The form has fields for 'ROLL NUMBER' (with a 19-digit input) and 'ACCESS KEY' (with a 4-digit input). A 'Register' button is at the bottom right. A yellow callout box points to the 'ROLL NUMBER & ACCESS KEY' fields, stating: 'ROLL NUMBER & ACCESS KEY: Your Roll Number and Access Key can be found on your Property Assessment Notice.' A small image of a property assessment notice is shown with a yellow circle around the roll number and access key fields.

The screenshot shows the 'Welcome to AboutMyProperty™' registration page for a registered user. It has tabs for 'NEW USER' and 'REGISTERED USER'. The 'REGISTERED USER' tab is active. The text says: 'Register for an account on the newly enhanced AboutMyProperty to learn more about how your property was assessed, view the information we have on file, compare your property to others in your neighbourhood or file a Request for Reconsideration.' A note states: 'Note: All property owners will need to register for an account using the roll number and access key found on their most recent property assessment notice. You can also re-register using your existing login credentials and you will be prompted to update your account information and password.' The form has fields for 'EMAIL / USER ID' and 'PASSWORD'. There are links for 'Forgot your password?' and 'Show password'. A 'Sign in' button is at the bottom right.

Step 5: Agree to the Terms and Conditions of Use of AboutMyProperty.

Terms and Conditions of Use of AboutMyProperty™

1. Your use of AboutMyProperty™ is conditioned on your acceptance of these terms and conditions. You acknowledge that MPAC may, without further notice to you, amend these terms and conditions, and you agree to be bound by those terms and conditions prevailing at the time you obtain property assessment data from MPAC, whether owned or licensed by MPAC, including any visual portrayal of such data ("MPAC Data").
2. The MPAC Data, furnished to you by MPAC in respect of the subject property and comparable properties, is to be used solely for the purpose of assisting you in determining whether the assessment of the subject property is accurate and equitable, and for no other purpose.
3. The login username and password provided by MPAC to you, the property owner, tenant or representative of a property owner or tenant ("Agent"), or any new login username and password you subsequently create, shall not be shared, assigned, transferred or otherwise made available to any third party.
4. If you are an Agent, you are authorized to access MPAC Data on behalf of a property owner or tenant solely for the purposes described herein, provided that you have a written agreement to act on the property owner or tenant's behalf.
5. You may not sell, transfer, copy, reproduce, republish, upload, post, commercially exploit or disseminate the MPAC Data, nor make it otherwise publicly available, except in the context of a complaint or an assessment appeal pursuant to the provisions of the Assessment Act. Further, you may not, under any circumstances, use the MPAC Data for commercial solicitation purposes. For clarity, nothing in these terms and conditions prohibits a residential property owner or tenant from discussing the MPAC Data with other residential property owners or tenants for the purposes of determining the fairness of a property's assessment. MPAC reserves the right to vary any of the MPAC Data or to use other information in any complaint or appeal process.
6. You must ensure that the MPAC Data is secure from unauthorized access.
7. MPAC represents that MPAC and its suppliers (including the Government of Ontario) have title to, own, or otherwise have intellectual property and other rights in the MPAC Data and reports containing MPAC Data. You acknowledge that unauthorized

Cancel Agree



Step 6: Click on the "View My Property Details" tab.

ABOUT MY PROPERTY

ADD ANOTHER PROPERTY

Accessibility Français

HOME | MANAGE MY ACCOUNT | SIGN OUT | CONTACT US

How Assessment Works | **View My Property Details** | Browse My Neighbourhood | File a Request for Reconsideration

Welcome to AboutMyProperty™

Explore AboutMyProperty™ to learn more about how your property was assessed, see information we have on file and compare it to others in your neighbourhood or file a Request for Reconsideration (RfR).

NEW: You can confirm and/or update your school support system by clicking on View My Property Details.

Get started by selecting one of the options below.

What are you looking to do next?

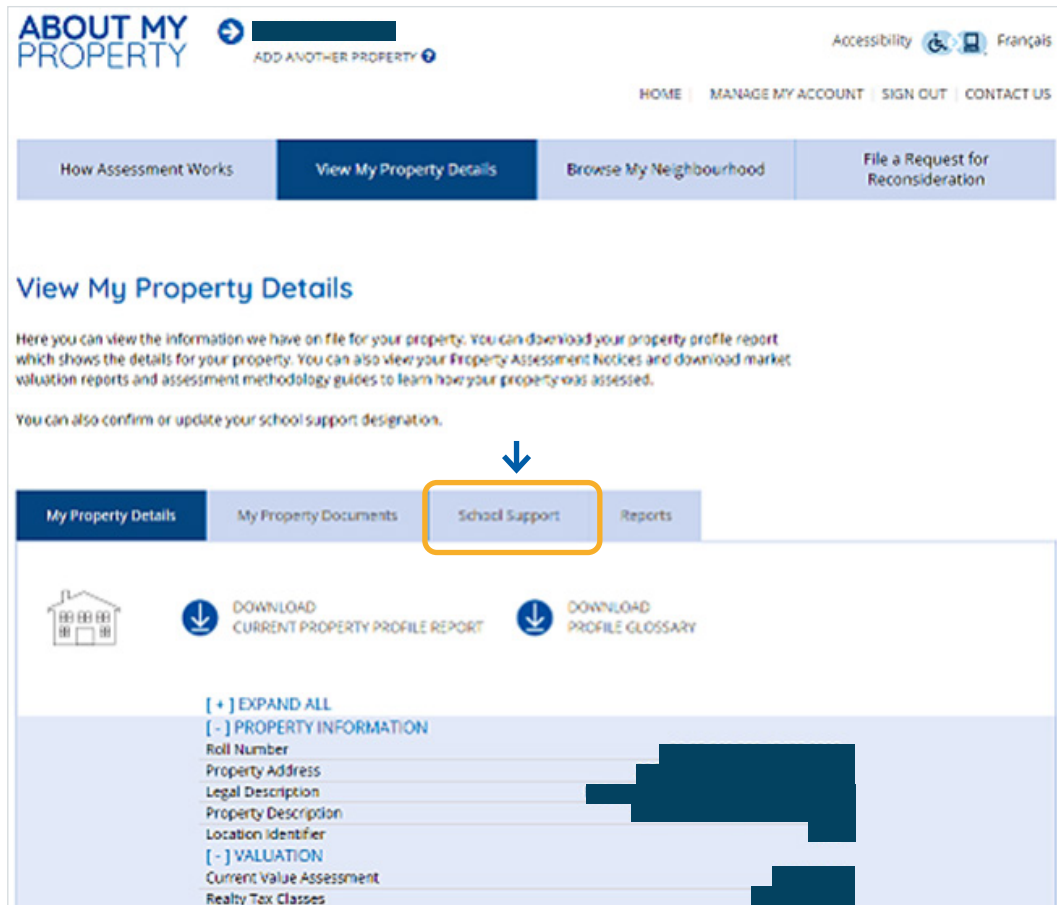
View My Property Details
Review the information we have on file for your property, confirm or update your school support designation, view your notices, and market reports for your area.

How Assessment Works
Learn more about how assessment works and how we determine your property's assessed value.

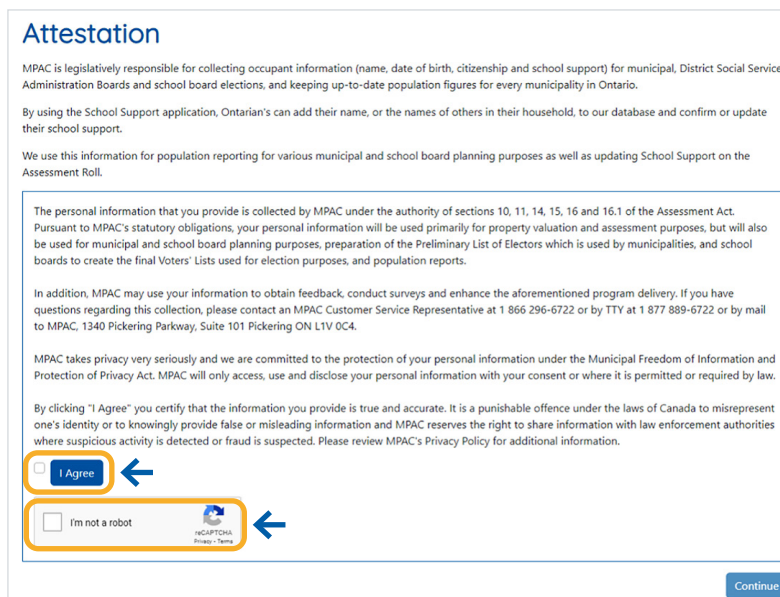
Browse My Neighbourhood

File a Request for Reconsideration

Step 7: Select the **School Support** tab under View My Property Details.



Step 8: You will automatically be redirected to the School Support Online Portal. Agree to the attestation.



Step 9: Agree to the Terms and Conditions of Use of School Support.

Terms and Conditions of Use of School Support

1. Your use of School Support is conditioned on your acceptance of these terms and conditions. You acknowledge that MPAC may, without further notice to you, amend these terms and conditions, and you agree to be bound by those terms and conditions prevailing at the time you obtain property assessment data from MPAC, whether owned or licensed by MPAC, including any visual portrayal of such data ("MPAC Data").
2. The MPAC Data, furnished to you by MPAC in respect of the subject property and comparable properties, is to be used solely for the purpose of assisting you in determining whether the assessment of the subject property is accurate and equitable, and for no other purpose.
3. If you are an Agent, you are authorized to access MPAC Data on behalf of a property owner or tenant solely for the purposes described herein, provided that you have a written agreement to act on the property owner or tenant's behalf.
4. You may not sell, transfer, copy, reproduce, republish, upload, post, commercially exploit or disseminate the MPAC Data, nor make it otherwise publicly available, except in the context of a complaint or an assessment appeal pursuant to the provisions of the Assessment Act. Further, you may not, under any circumstances, use the MPAC Data for commercial solicitation purposes. For clarity, nothing in these terms and conditions prohibits a residential property owner or tenant from discussing the MPAC Data with other residential property owners or tenants for the purposes of determining the fairness of a property's assessment. MPAC reserves the right to vary any of the MPAC Data or to use other information in any complaint or appeal process.
5. You must ensure that the MPAC Data is secure from unauthorized access.
6. MPAC represents that MPAC and its suppliers (including the Government of Ontario) have title to, own, or otherwise have intellectual property and other rights in the MPAC Data and reports containing MPAC Data. You acknowledge that unauthorized disclosure of the MPAC Data could reasonably be expected to significantly prejudice the competitive position of MPAC and/or its suppliers.
7. The MPAC Data is provided on an "as is" and "where available" basis. While MPAC strives for accuracy, MPAC and its suppliers make no guarantee, warranty, representation or condition of accuracy, completeness, usefulness for your purpose or intent to provide updates, fixes, maintenance or support. MPAC and its suppliers expressly disclaim all warranties, representations or conditions, express or implied. You assume all risk as to the results and performance of the MPAC Data.
8. MPAC and its suppliers will not be liable to you for any loss or damage including, without limitation, lost revenue, profit or savings, lost or damaged data or other commercial or economic loss, or for any indirect, incidental or consequential damages.
9. To the maximum extent permitted by applicable law, you will indemnify and hold harmless MPAC and its suppliers from and against any and all claims, actions, damages or losses which may be alleged against MPAC and its suppliers in respect of any breach of these terms and conditions or your use of the MPAC Data.
10. Subject to any professional obligations of retention, you agree to destroy all records of MPAC Data promptly upon completion of the use of the MPAC Data for the permitted purposes. Furthermore, you agree to immediately notify MPAC in the event that your Agent ceases to act for you.
11. Upon giving you reasonable notice, MPAC reserves the right to terminate your access to, and use of, MPAC Data in MPAC's sole discretion, including where you and/or your agent are in breach of these terms and conditions or in violation of applicable laws. In the event that your access is terminated for any reason, you agree to immediately destroy all records of MPAC Data that you may have in your custody or control, subject to any professional obligations of retention, where you are an Agent.
12. The personal information that you provide is collected by MPAC under the authority of sections 10, 11, 14, 15, 16 and 16.1 of the Assessment Act. Pursuant to MPAC's statutory obligations, your personal information will be used primarily for property valuation and assessment purposes, but will also be used for municipal and school board planning purposes, preparation of the Preliminary List of Electors which is used by municipalities and school boards to create the final Voters' Lists used for election purposes, and population reports.
13. In addition, MPAC may use your information to obtain feedback, conduct surveys and enhance the aforementioned program delivery. If you have questions regarding this collection, please contact an MPAC Customer Service Representative at 1 866 296-6722 or by TTY at 1 877 889-6722 or by mail to MPAC, 1340 Pickering Parkway, Suite 101 Pickering ON L1V 0C4.
14. MPAC takes privacy very seriously and we are committed to the protection of your personal information under the Municipal Freedom of Information and Protection of Privacy Act. MPAC will only access, use and disclose your personal information with your consent or where it is permitted or required by law.
15. Accessible formats and communication supports are available upon request. If you have accessibility needs and require accommodation due to disability, please contact MPAC's Customer Contact Centre or use MPAC's Accessibility Feedback Form.

Cancel I Agree



Step 10: This brings you to your **Profile Summary** page which identifies your current school support designation. Please navigate through the page by **selecting the edit button**.

Profile Summary
Please review the information below for accuracy. Click here for more information about changing your school support.
To receive an e-mail confirmation of the School Support designation, please click Save below.

Property Information

Municipality: [Redacted] Roll Number: [Redacted] Street Address: [Redacted]
 School Support: ENGLISH-PUBLIC Tenants Directing School Taxes: YES Property Area Occupied: Basement Apt
 Email Address: [Redacted]

Residents

Search: [Input Field]

First Name	Last Name	Date of Birth	Occupancy Status	Residency	Citizenship	Roman Catholic	French Language Education Rights	School Support	Edit/Delete
[Redacted]	[Redacted]		Owner or Joint Owner	Lives in the unit			English-Separate (Catholic)	English-Separate (Catholic)	<input checked="" type="checkbox"/> EDIT
[Redacted]	[Redacted]		Spouse of Owner	Lives in the unit			French-Separate (Catholic)	French-Separate (Catholic)	<input checked="" type="checkbox"/> EDIT DELETE

Add New Cancel Save

Step 11: Acknowledge the Privacy Statement by clicking on **“OK”**.

Privacy Statement

You are about to access personal information which is protected under the *Municipal Freedom of Information and Protection of Privacy Act*. Before proceeding, please confirm that you are the person whose information you are about to access, you are the legal guardian of the person, or that you have specifically received consent from the individual whose information you are about to access. MPAC takes privacy very seriously. Misrepresentation is an offence under the *Criminal Code of Canada*.

Cancel OK

OWNER OR JOINT OWNER FRENCH-SEPARATE EDIT
 OWNER OR JOINT OWNER FRENCH-SEPARATE EDIT

Add New Cancel Save

Privacy Policy Terms and Conditions of Use 2022 MPAC. All Rights Reserved

Step 12: You can now edit the **Residency, Citizenship, Roman Catholic, French Language Education Rights and School Support** fields. If you hover your mouse over the “**?**” next to the titles, a more in-depth explanation of the field is provided. Once you have made the desired changes, please save your changes using the “**Save**” button.

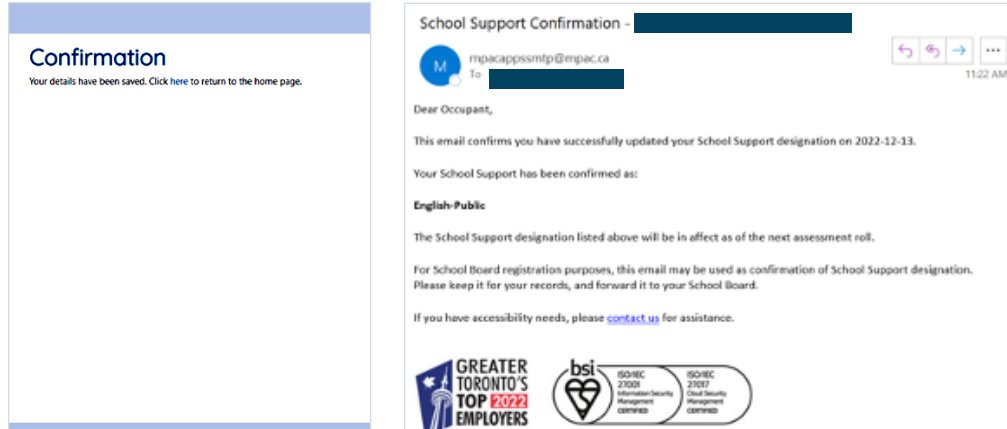
The screenshot shows the 'Profile Summary' page with a 'Residents' table. A blue arrow points to a question mark icon next to the 'Residency' column header. Another blue arrow points to the 'EDIT' button in the 'Edit/Delete' column for the first resident row. The table contains the following data:

First Name	Last Name	Date of Birth	Occupancy Status	Residency	Citizenship	Roman Catholic	French Language Education Rights	School Support	Edit/Delete
[REDACTED]	[REDACTED]		Owner or Joint Owner	Lives in the unit			English-Separate (Catholic)	English-Separate (Catholic)	EDIT
[REDACTED]	[REDACTED]		Spouse of Owner	Lives in the unit			French-Separate (Catholic)	French-Separate (Catholic)	EDIT DELETE

Step 13: You will be asked to confirm your school support changes. Once you select confirm an email will be sent to your email on file.

The screenshot shows a 'Save Details' dialog box overlaid on the profile page. The dialog box contains the text: 'Are you sure you would like to save your details and confirm your school support direction? We will send you an email confirmation of your school support details.' There are 'Cancel' and 'Confirm' buttons. A blue arrow points to the 'Confirm' button. The background page is dimmed, showing the same 'Residents' table as in Step 12.

An example of the confirmation email is below.



If you are a **Property Tenant...**

Step 3: Please select **“Property Tenant”** then select submit.

Step 4: Review and agree to the attestation and check the “I’m not a robot” box.

Attestation

MPAC is legislatively responsible for collecting occupant information (name, date of birth, citizenship and school support) for municipal, District Social Services Administration Boards and school board elections, and keeping up-to-date population figures for every municipality in Ontario.

By using the School Support application, Ontario’s can add their name, or the names of others in their household, to our database and confirm or update their school support.

We use this information for population reporting for various municipal and school board planning purposes as well as updating School Support on the Assessment Roll.

The personal information that you provide is collected by MPAC under the authority of sections 10, 11, 14, 15, 16 and 16.1 of the Assessment Act. Pursuant to MPAC’s statutory obligations, your personal information will be used primarily for property valuation and assessment purposes, but will also be used for municipal and school board planning purposes, preparation of the Preliminary List of Electors which is used by municipalities, and school boards to create the final Voters’ Lists used for election purposes, and population reports.

In addition, MPAC may use your information to obtain feedback, conduct surveys and enhance the aforementioned program delivery. If you have questions regarding this collection, please contact an MPAC Customer Service Representative at 1 866 296-6722 or by TTY at 1 877 889-6722 or by mail to MPAC, 1340 Pickering Parkway, Suite 101 Pickering ON L1V 0C4.

MPAC takes privacy very seriously and we are committed to the protection of your personal information under the Municipal Freedom of Information and Protection of Privacy Act. MPAC will only access, use and disclose your personal information with your consent or where it is permitted or required by law.

By clicking “I Agree” you certify that the information you provide is true and accurate. It is a punishable offence under the laws of Canada to misrepresent one’s identity or to knowingly provide false or misleading information and MPAC reserves the right to share information with law enforcement authorities where suspicious activity is detected or fraud is suspected. Please review MPAC’s Privacy Policy for additional information.

I Agree

I’m not a robot

[mpac/MPAC Privacy - Terms](#)

Continue

Step 5: Review and agree to the Terms and Conditions of Use of School Support.

Terms and Conditions of Use of School Support

- Your use of School Support is conditioned on your acceptance of these terms and conditions. You acknowledge that MPAC may, without further notice to you, amend these terms and conditions, and you agree to be bound by those terms and conditions prevailing at the time you obtain property assessment data from MPAC, whether owned or licensed by MPAC, including any visual portrayal of such data (“MPAC Data”).
- The MPAC Data, furnished to you by MPAC in respect of the subject property and comparable properties, is to be used solely for the purpose of assisting you in determining whether the assessment of the subject property is accurate and equitable, and for no other purpose.
- If you are an Agent, you are authorized to access MPAC Data on behalf of a property owner or tenant solely for the purposes described herein, provided that you have a written agreement to act on the property owner or tenant’s behalf.
- You may not sell, transfer, copy, reproduce, republish, upload, post, commercially exploit or disseminate the MPAC Data, nor make it otherwise publicly available, except in the context of a complaint or an assessment appeal pursuant to the provisions of the Assessment Act. Further, you may not, under any circumstances, use the MPAC Data for commercial solicitation purposes. For clarity, nothing in these terms and conditions prohibits a residential property owner or tenant from discussing the MPAC Data with other residential property owners or tenants for the purposes of determining the fairness of a property’s assessment. MPAC reserves the right to vary any of the MPAC Data or to use other information in any complaint or appeal process.
- You must ensure that the MPAC Data is secure from unauthorized access.
- MPAC represents that MPAC and its suppliers (including the Government of Ontario) have title to, own, or otherwise have intellectual property and other rights in the MPAC Data and reports containing MPAC Data. You acknowledge that unauthorized disclosure of the MPAC Data could reasonably be expected to significantly prejudice the competitive position of MPAC and/or its suppliers.
- The MPAC Data is provided on an “as is” and “where available” basis. While MPAC strives for accuracy, MPAC and its suppliers make no guarantee, warranty, representation or condition of accuracy, completeness, usefulness for your purpose or intent to provide updates, fixes, maintenance or support. MPAC and its suppliers expressly disclaim all warranties, representations or conditions, express or implied. You assume all risk as to the results and performance of the MPAC Data.
- MPAC and its suppliers will not be liable to you for any loss or damage including, without limitation, lost revenue, profit or savings, lost or damaged data or other commercial or economic loss, or for any indirect, incidental or consequential damages.
- To the maximum extent permitted by applicable law, you will indemnify and hold harmless MPAC and its suppliers from and against any and all claims, actions, damages or losses which may be alleged against MPAC and its suppliers in respect of any breach of these terms and conditions or your use of the MPAC Data.
- Subject to any professional obligations of retention, you agree to destroy all records of MPAC Data promptly upon completion of the use of the MPAC Data for the permitted purposes. Furthermore, you agree to immediately notify MPAC in the event that your Agent ceases to act for you.
- Upon giving you reasonable notice, MPAC reserves the right to terminate your access to, and use of, MPAC Data in MPAC’s sole discretion, including where you and/or your agent are in breach of these terms and conditions or in violation of applicable laws. In the event that your access is terminated for any reason, you agree to immediately destroy all records of MPAC Data that you may have in your custody or control, subject to any professional obligations of retention, where you are an Agent.
- The personal information that you provide is collected by MPAC under the authority of sections 10, 11, 14, 15, 16 and 16.1 of the Assessment Act. Pursuant to MPAC’s statutory obligations, your personal information will be used primarily for property valuation and assessment purposes, but will also be used for municipal and school board planning purposes, preparation of the Preliminary List of Electors which is used by municipalities and school boards to create the final Voters’ Lists used for election purposes, and population reports.
- In addition, MPAC may use your information to obtain feedback, conduct surveys and enhance the aforementioned program delivery. If you have questions regarding this collection, please contact an MPAC Customer Service Representative at 1 866 296-6722 or by TTY at 1 877 889-6722 or by mail to MPAC, 1340 Pickering Parkway, Suite 101 Pickering ON L1V 0C4.
- MPAC takes privacy very seriously and we are committed to the protection of your personal information under the Municipal Freedom of Information and Protection of Privacy Act. MPAC will only access, use and disclose your personal information with your consent or where it is permitted or required by law.
- Accessible formats and communication supports are available upon request. If you have accessibility needs and require accommodation due to disability, please contact MPAC’s Customer Contact Centre or use MPAC’s Accessibility Feedback Form.

Cancel I Agree

Step 6: Search for your current school support designation using your name, date of birth, municipality, and address. You can also search by roll number. Once you enter in your information, please select search. If your name is not currently associated with a property, please call MPAC's Customer Contact Centre to register as a tenant.

The screenshot shows a web form titled "What is my current School Support designation?". Below the title is a subtitle: "Enter your name, date of birth, and municipality in which you occupy property. A name will not be found unless it is an exact match to our records." The form contains several input fields: "First Name", "Last Name", "Date of Birth" (with a placeholder "mm/dd/yyyy" and a calendar icon), "Municipality", and "Area Occupied" (a dropdown menu). Below these is a section titled "Property Location/Address" with two radio buttons: "By Address" (selected) and "By Roll Number". Under "By Address", there are fields for "Street Number", "Unit Number", and "Street Name". At the bottom right of the form, there are two buttons: "Clear" and "Search". The "Search" button is highlighted with a yellow circle, and a blue arrow points to it from below.

Step 7: If found, your current school support designation is displayed on the screen. Please confirm if your school support information is correct. If your school support information does not reflect the board, you wish to direct school support please select **"No"** to the posed question, then select **"Next"**.

The screenshot shows a confirmation screen for the school support designation. At the top left is the MPAC logo (Municipal Property Assessment Corporation) and the text "School Support". At the top right are links for "FAQ", "Accessibility", "Contact Us", and "Français". The main heading is "School Support". Below it, a message states: "your current School Support is confirmed as 'ENGLISH-SEPARATE'". A question follows: "Is this School Support information correct?" with two radio buttons: "Yes" and "No". The "No" button is highlighted with a yellow circle, and a blue arrow points to it from the right. Below the question is a text box containing a privacy notice: "This information is collected under the authority of the Assessment Act, Education Act and Municipal Elections Act, 1996 and is protected under the Municipal Freedom of Information and Protection of Privacy Act." At the bottom right, there are two buttons: "Cancel" and "Next". The "Next" button is highlighted with a yellow circle, and a blue arrow points to it from below.

Step 8: You may update your personal information. Based on the answers provided to the posed questions, the boards you are eligible to support will become options. If you wish to learn more about what citizen, Roman Catholic and French language rights are, you can hover over the “?”. Once you complete the questions and select the school board you wish to support, select “Next”.

Step 9: You will be presented with an overview of your school support direction. If the information reflects the changes you wish you make, please select “I Agree”, confirm you are not a robot, and click on “Next”.

Step 10: You have now successfully updated your school support. You can either continue to update the school support of other people who live in the same home or provide your email to submit. If you submit the form with your email address your process is complete. If you indicated you want to update the school support designation of other people who live in the same home as you, you will be redirected to another page to do so.

Confirmation
[redacted] your school support was successfully changed to **FRENCH-SEPARATE**.

This information will be maintained to support MPAC's legislative requirement of directing School support to the appropriate Schools Boards on the assessment roll based on occupant's eligibility requirements. Would you like to update the school support of other people, including children, who live in the home?

Please enter your email address

No Yes

Cancel Submit

Step 11: Search using the information of the person whose school support you want to update. If the person you are updating is not registered with the address, you can select **"Click Here"** to add new individuals to the property.

Update School Support
To add other individuals, please provide all the mandatory info below. Please note, a name will not be found unless it is an exact match to our records.

First Name * [redacted] Last Name * [redacted]

Date of Birth * [redacted] Municipality MISSISSAUGA

Street Address [redacted] Property Area Occupied Whole House

Cancel Search/Add

This individual could not be found. Please ensure you have entered all their details correctly. If you would like to add this individual to this property, please [click here](#).

Step 12: Once you have navigated to the next page, you can provide the information and designate the individuals school support. Select **“Add”**.

Update School Support
To add other individuals, please provide all the mandatory info below. Please note, a name will not be found unless it is an exact match to our records.

First Name * [Redacted] Last Name * [Redacted]
Date of Birth * [Redacted] Municipality: MISSISSAUGA
Street Address: [Redacted] Property Area Occupied: Whole House
Occupancy Status * [Tenant or Joint Tenant] Residency * [Lives in the unit]
Citizenship * [Canadian] Roman Catholic: Yes No
French Language Education Rights: Yes No
School Support: English-Public

Buttons: Cancel, Add (highlighted with a blue box and an arrow pointing up)

Step 13: You can now confirm your information and select **“I Agree”** and **“Next”**.


Confirmation
Please confirm your information below:

First Name [Redacted]	Last Name [Redacted]	Date of Birth [Redacted]
Municipality MISSISSAUGA CITY	Address [Redacted]	Property Area Occupied WHOLE HOUSE
Occupancy Status TENANT OR JOINT TENANT	Canadian Citizen YES	Roman Catholic YES
French Language Education Rights NO	School Support ENGLISH-SEPARATE (CATHOLIC)	

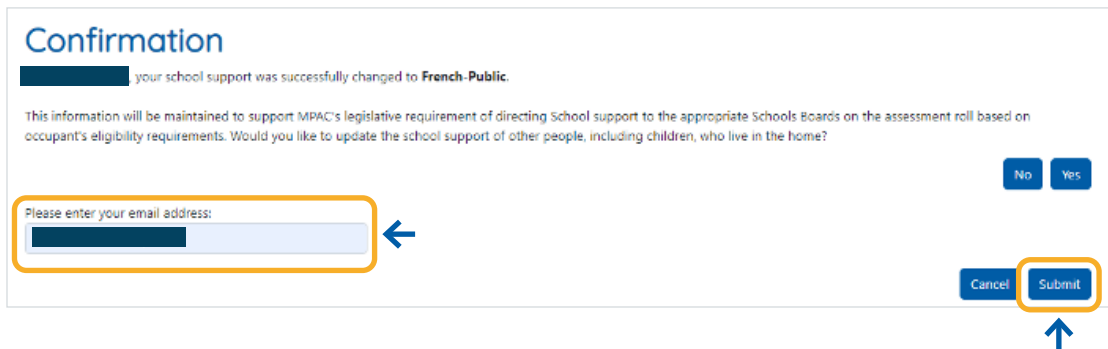
By clicking "I Agree" you certify that the information you provide is true and accurate. It is a punishable offence under the laws of Canada to misrepresent one's identity or to knowingly provide false or misleading information and MPAC reserves the right to share information with law enforcement authorities where suspicious activity is detected or fraud is suspected. Please review [Privacy Policy](#) for additional information.

Buttons: I Agree (highlighted with a blue box and an arrow pointing left), I'm not a robot (highlighted with a blue box and an arrow pointing left), Cancel, Next (highlighted with a blue box and an arrow pointing up)

Step 14: If multiple school boards are selected, the below will pop-up. A household must agree on one school board to designate their support for. The drop-down menu will provide all the options available based on the tenants' rights indicated on previous screens. Note: for the purposes of school board elections, each individual school board preferences will be honored.



Step 15: You can now enter your email address and submit your school support information.



You will receive a confirmation page and a confirmation email.

